



AUSSIE OPENERS

PROGRAMMING NEW REMOTE TO SECTIONAL DOOR OPENER

1. Press once and immediately release the **CODE** button on drive unit and  should indicate on the screen.
2. Press any button on the remote twice that you would like to program to the door.

The  on the motor should be flashing and then display 

3. Now test the remote if works.

PROGRAMMING NEW REMOTE TO ROLLER DOOR OPENER

1. Press once code button on the motor and immediately let go. A red dot LED light will illuminate.
2. Press twice any button on the remote which you want to use. The dot light should be flashing then off.
3. Now test the remote if works