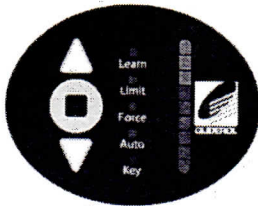
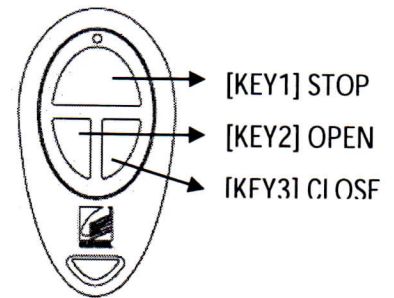
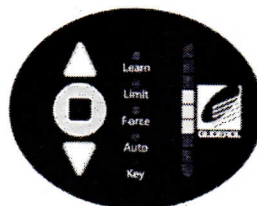


Transmitter Key Setting


1. Press and hold [ENTER] for 2 seconds to enter menu selection
2. Using [UP] and [DOWN] to select Key option, and press [ENTER]
3. [INDICATOR] will lit to show current key configuration
4. Using [UP] and [DOWN], select the desire transmitter key setting from the below options



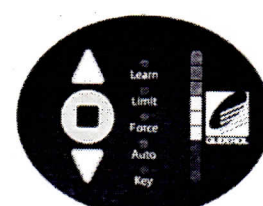
KEY 2



KEY 1



KEY 3



OPEN / STOP / CLOSE

5. Press [ENTER] to confirm selection, and a beep will signal for successful setup.

Transmitter Code Erase

1. Press and hold [ENTER] for 2 seconds to enter menu selection
2. Using [UP] and [DOWN] to select Learn option
3. To erase all transmitter code in memory, press and hold [ENTER] for 5 seconds
4. When [INDICATOR] diminishes, all codes have been erased