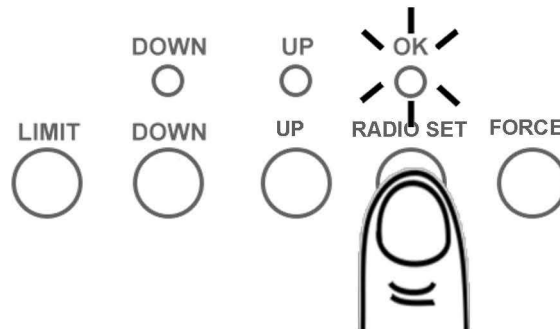
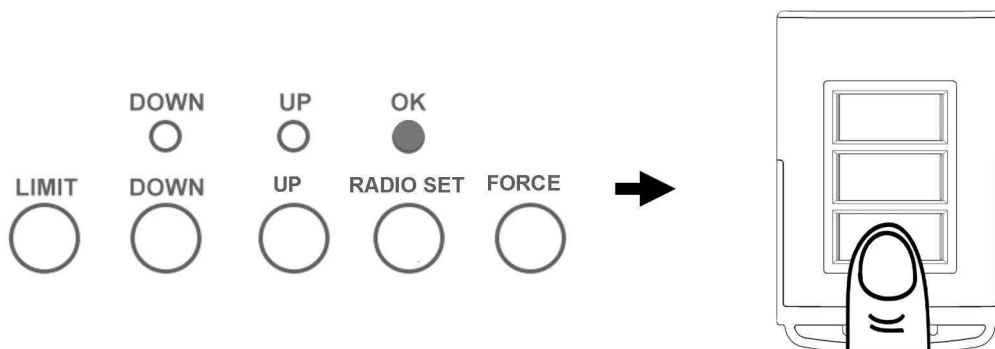


PROGRAMMING TRANSMITTER

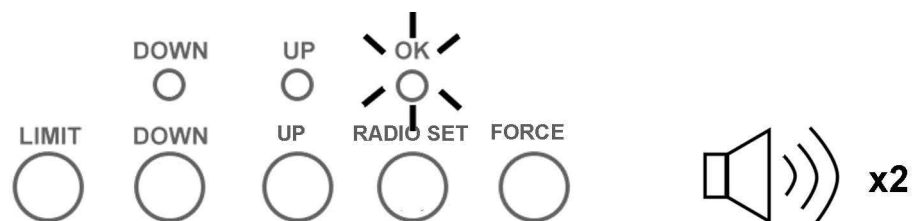
1. To program transmitter, press "RADIO SET" button, "OK" LED flashes twice. The unit is ready to accept a transmitter within a 30 seconds time frame.



2. Press any button on the transmitter within 30 seconds.



3. "OK" LED flashes once and operator beeps twice, acknowledging the transmitter is set.



To DELETE ALL transmitters :

Press and hold "SET" button for about 7 seconds until "OK" LED flashes and beeps twice.